




HEALTH ▸ HYGIENE ▸ HOME

RECKITT BENCKISER (BANGLADESH) LIMITED


STATEMENT OF FINANCIAL POSITION
AS AT 31 MARCH 2016

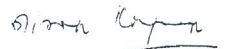
	As at 31 March 2016 (Unaudited)	(Taka in thousand) As at 31 December, 2015 (Audited)
Assets		
Property, plant and equipment	162,790	169,225
Capital work-in-progress	809	740
Deferred tax assets	18,654	13,605
Non-current assets	182,253	183,570
Inventories	267,344	283,031
Trade and other receivables	80,026	11,600
Advances, deposits and prepayments	76,560	78,437
Cash and cash equivalents	672,977	435,317
Current assets	1,096,907	808,385
Total assets	1,279,160	991,955
Equity		
Share capital	47,250	47,250
Retained Earnings	218,404	158,186
	265,654	205,436
Liabilities		
Employee benefits - gratuity	67,717	62,884
Non-current liabilities	67,717	62,884
Trade and other payables	877,412	653,045
Provision for taxation	71,846	70,590
Current liabilities	949,258	723,635
Total liabilities	1,016,975	786,519
Total equity and liabilities	1,282,629	991,955



Mohammad Afsar Uddin
Head of Finance & Accounts
(Current Charge)


Md. Nazmul Arefin
Company Secretary


Sushen Chandra Das
Director


Nayan Ranjan Mukhopadhyay
Managing Director
(Current Charge)


Nitish Kapoor
Chairman





HEALTH · HYGIENE · HOME

STATEMENT OF COMPREHENSIVE INCOME (UNAUDITED)
FOR THE PERIOD ENDED 31 MARCH 2016

	For the Period from 1 January to 31 March 2016	For the Period from 1 January to 31 March 2015
Revenue	897,077	843,188
Cost of sales	(421,082)	(420,348)
Gross profit	475,995	422,840
Net operating expenses:		
Administrative expenses	(50,523)	(37,606)
Marketing expenses	(229,323)	(190,979)
Selling & distribution expenses	(58,533)	(52,439)
	(338,379)	(281,024)
Other operating charges-technical services fee	(44,854)	(42,159)
Other operating charges-technical services fees writeback	-	32,320
	(44,854)	(9,839)
Other income/(Expenses)	1,976	-
	(381,257)	(290,863)
Profit from operation	94,738	131,977
Finance income	2,050	5,426
Profit before Contribution to workers' profit participation fund	96,788	137,403
Contribution to workers' profit participation fund	(4,839)	(6,870)
Profit before taxation	91,949	130,533
Taxation	(31,731)	(49,523)
Profit after taxation	60,218	81,010
Earnings per share (EPS)	12.74	17.14

Note:

- Gross profit has been improved due to better sales mix, pricing initiatives and supply cost optimisation.
- Operating profit has been declined due to increased marketing expense for those brands which were in significant competitive pressure. Last year profit from operation in Quarter 1 includes a write back on account of non-repatriable technical service fees.
- Finance income dropped due to interest rate fluctuation in banking sector.
- Basic earning per share declined to Tk. 12.74 from Tk. 17.14 due to significant increase in marketing expense in Q1 and there was a write back of technical service fees in Q1 of last year.

Mohammad Afsar Uddin Head of Finance & Accounts (Current Charge)	Md. Nazmul Arefin Company Secretary	Sushen Chandra Das Director	Nayan Ranjan Mukhopadhyay Managing Director (Current Charge)	Nitish Kapoor Chairman







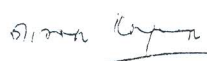
HEALTH · HYGIENE · HOME

STATEMENT OF CHANGES IN EQUITY (UNAUDITED)
FOR THE PERIOD ENDED 31 MARCH 2016

Particulars	(Taka in thousand)			
	Share capital Taka	General reserve Taka	Retained earnings Taka	Total Taka
Balance as at 1 January 2016	47,250	-	158,186	205,436
Profit for the Quarter ended 31 March 2016	-	-	60,218	60,218
Balance as at 31 March 2016	47,250	-	218,404	265,654
Balance as at 1 January 2015	47,250	108,900	55,272	211,422
Profit for the year 2015	-	-	277,514	277,514
Other comprehensive income	-	-	-	-
Total comprehensive income	-	-	277,514	277,514
Transactions with owners of the Company				
Contributions and distributions				
Final dividend for the year 2014	-	-	(47,250)	(47,250)
Interim Dividend for the year 2015	-	-	(236,250)	(236,250)
General reserve transferred to the retained earnings **	-	(108,900)	108,900	-
Total contributions and distributions	-	(108,900)	(174,600)	(283,500)
Total transactions with owners of the Company	-	-	(174,600)	(283,500)
Balance as at 31 December 2015	47,250	-	158,186	205,436

**** Note:**

This amount represents undistributed profit and lying as free reserve which transferred to retained earnings for the distribution of dividend.

				
Mohammad Afsar Uddin Head of Finance & Accounts (Current Charge)	Md. Nazmul Arefin Company Secretary	Sushen Chandra Das Director	Nayan Rajan Mukhopadhyay Managing Director (Current Charge)	Nitish Kapoor Chairman





HEALTH · HYGIENE · HOME

CASHFLOW STATEMENT (UNAUDITED)
FOR THE PERIOD ENDED 31 MARCH 2016

(Taka in thousand)

Table with 3 columns: Description, For the Period from 1 January to 31 March 2016, For the Period from 1 January to 31 March 2015. Rows include Cash Flows from operating activities, investing activities, and financing activities, ending with Net (decrease) increase in cash and cash equivalents.

Handwritten signatures and printed names of: Mohammad Afsar Uddin (Head of Finance & Accounts), Md. Nazmul Arefin (Company Secretary), Sushen Chandra Das (Director), Nayan Ranjan Mukhopadhyay (Managing Director), and Nitish Kapoor (Chairman).