




HEALTH · HYGIENE · HOME


RECKITT BENCKISER (BANGLADESH) LIMITED


STATEMENT OF FINANCIAL POSITION

AS AT 30 SEPTEMBER 2017


	(Taka in thousand)	
	As at 30 September 2017 (Unaudited)	As at 31 December 2016 (Audited)
Assets		
Property, plant and equipment	250,779	146,967
Capital work-in-progress	65,747	111,788
Deferred tax assets	21,662	26,333
Non-current assets	338,188	285,088
Inventories	317,261	295,730
Trade and other receivables	155,366	16,411
Advances, deposits and prepayments	56,746	75,165
Cash and cash equivalents	666,753	769,394
Current assets	1,196,126	1,156,700
Total assets	1,534,314	1,441,788
Equity		
Share capital	47,250	47,250
Retained Earnings	230,618	189,361
	277,868	236,611
Liabilities		
Employee benefits - gratuity	86,239	77,050
Non-current liabilities	86,239	77,050
Trade and other payables	1,070,372	1,022,627
Provision for taxation	99,835	105,500
Current liabilities	1,170,207	1,128,127
Total liabilities	1,256,446	1,205,177
Total equity and liabilities	1,534,314	1,441,788


Mohammad Nazmul Arefin
Company Secretary


Sourav Mitra
Chief Financial Officer


M. Jahangir Kabir
Director


Vishal Gupta
Managing Director


Nitish Kapoor
Chairman



HEALTH ▸ HYGIENE ▸ HOME


STATEMENT OF COMPREHENSIVE INCOME (UNAUDITED)
FOR THE PERIOD ENDED 30 SEPTEMBER 2017


(Taka in thousand)


	For the period (1 January to 30 September 2017)	For the period (1 January to 30 September 2016)	For 3 months (July to September 2017)	For 3 months (July to September 2016)
Revenue	2,754,962	2,561,495	906,051	824,978
Cost of sales	(1,256,172)	(1,157,032)	(399,099)	(370,869)
Gross profit	1,498,790	1,404,463	506,952	454,109
Net operating expenses:				
Administrative expenses	(139,757)	(170,945)	(46,553)	(55,129)
Marketing expenses	(700,223)	(633,880)	(227,138)	(204,239)
Selling & distribution expenses	(210,686)	(186,498)	(70,411)	(65,009)
	(1,050,666)	(991,323)	(344,102)	(324,377)
Profit from operation	448,124	413,140	162,850	129,732
Other operating charges-technical services fee	(137,748)	(128,075)	(45,302)	(41,249)
Other operating charges-technical services fee writeback	44,561	-	44,561	-
	(93,187)	(128,075)	(741)	(41,249)
Profit before other income	354,937	285,065	162,109	88,483
Other income/(expenses)	805	3,031	-	1,055
Finance income	6,564	6,843	2,199	2,463
Profit before Contribution to workers' profit participation fund	362,306	294,939	164,308	92,001
Contribution to workers' profit participation fund	(17,253)	(14,045)	(7,351)	(4,381)
Profit before taxation	345,053	280,894	156,957	87,620
Taxation	(126,357)	(108,953)	(59,470)	(29,522)
Profit after taxation	218,696	171,941	97,487	58,098
Earnings per share (EPS)	46.28	36.39	20.63	12.30


Note:

Basic earning per share increased from Tk. 36.39 to Tk. 46.28 due to marginally improved operating profit and there is a write back of technical services fees in Q3 of 2017.


Mohammad Nazmul Arefin
Company Secretary


Sourav Mitra
Chief Financial Officer


M. Jahangir Kabir
Director


Vishal Gupta
Managing Director


Nitish Kapoor
Chairman



HEALTH · HYGIENE · HOME

STATEMENT OF CASH FLOW (UNAUDITED)
FOR THE PERIOD ENDED 30 SEPTEMBER 2017

	(Taka in thousand)	
	Period ended 30 September 2017	Period ended 30 September 2016
Cash Flows from operating activities		
Receipts from customers	2,696,833	2,598,332
Payment to suppliers, employees and others	(2,261,947)	(2,038,946)
Payment for technical services fees	(57,539)	-
Cash generated from operating activities	377,347	559,386
Income taxes paid	(132,190)	(130,076)
Net cash from operating activities	245,157	429,310
Cash flows from investing activities		
Purchase of property, plant and equipment	(166,825)	(14,342)
Proceeds from disposal of property, plant and equipment	838	3,094
Income from investment during the period	6,552	9,211
Net cash used in investing activities	(159,435)	(2,037)
Cash flows from financing activities		
Dividend paid/unclaimed	(188,363)	(68,140)
Net cash used in financing activities	(188,363)	(68,140)
Net (decrease)/ increase in cash and cash equivalents	(102,641)	359,133
Cash and cash equivalents at 1 January	769,394	435,317
Cash and cash equivalents at 30 June	666,753	794,450

Mohammad Nazmul Arefin
Company Secretary

Sourav Mitra
Chief Financial Officer

M. Jahangir Kabir
Director

Vishal Gupta
Managing Director


Nitish Kapoor
Chairman




HEALTH ▸ HYGIENE ▸ HOME

STATEMENT OF CHANGES IN EQUITY (UNAUDITED)
FOR THE PERIOD ENDED 30 SEPTEMBER 2017

<u>Particulars</u>	<u>(Taka in thousand)</u>		
	<u>Share capital</u> <u>Taka</u>	<u>Retained earnings</u> <u>Taka</u>	<u>Total</u> <u>Taka</u>
Balance as at 1 January 2017	47,250	189,110	236,360
Final cash dividend for the year 2016		(177,188)	(177,188)
Profit for the period ended 30 September 2017	-	218,696	218,696
Balance as at 30 September 2017	47,250	230,618	277,868
Balance as at 1 January 2016	47,250	158,186	205,436
Second interim cash dividend for the year 2015		(70,875)	(70,875)
Profit for the period ended 30 September 2016	-	171,941	171,941
Balance as at 30 September 2016	47,250	259,252	306,502


Mohammad Nazmul Arefin
Company Secretary


Sourav Mitra
Chief Financial Officer


M. Jahangir Kabir
Director


Vishal Gupta
Managing Director


Nitish Kapoor
Chairman