





HEALTH > HYGIENE > HOME


RECKITT BENCKISER (BANGLADESH) LIMITED


STATEMENT OF FINANCIAL POSITION
AS AT 31 MARCH 2018

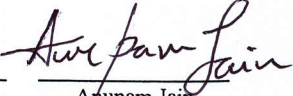
	(Taka in thousand)	
	As at 31 March 2018 (Unaudited)	As at 31 December 2017 (Audited)
Assets		
Property, plant and equipment	290,804	278,356
Capital work-in-progress	59,016	55,746
Deferred tax assets	20,195	17,706
Non-current assets	370,015	351,807
Inventories	307,225	274,726
Trade and other receivables	183,280	130,442
Advances, deposits and prepayments	59,073	66,363
Cash and cash equivalents	731,522	714,327
Current assets	1,281,100	1,185,857
Total assets	1,651,114	1,537,665
Equity		
Share capital	47,250	47,250
Retained Earnings	278,264	256,465
	325,514	303,715
Liabilities		
Employee benefits - gratuity	95,211	91,480
Non-current liabilities	95,211	91,480
Trade and other payables	1,166,927	1,053,308
Provision for taxation	63,463	89,161
Current liabilities	1,230,390	1,142,470
Total liabilities	1,325,601	1,233,950
Total equity and liabilities	1,651,114	1,537,665


Md. Nazmul Arefin
Company Secretary


Sourav Mitra
Chief Financial Officer


Mahmuda Khanam
Director


Vishal Gupta
Managing Director


Anupam Jain
Chairman



HEALTH ▸ HYGIENE ▸ HOME

STATEMENT OF COMPREHENSIVE INCOME (UNAUDITED)
FOR THE PERIOD ENDED 31 MARCH 2018

	For the Period from 1 January to 31 March 2018	For the Period from 1 January to 31 March 2017
Revenue	949,103	942,974
Cost of sales	(442,972)	(438,057)
Gross profit	506,131	504,917
Net operating expenses:		
Administrative expenses	(54,580)	(50,336)
Marketing expenses	(279,418)	(258,940)
Selling & distribution expenses	(75,708)	(65,506)
	(409,706)	(374,782)
Other operating charges-technical services fee	(47,455)	(47,149)
	(457,161)	(421,931)
Profit from operation	48,970	82,986
Finance income	3,578	2,374
Profit before Contribution to workers' profit participation fund	52,548	85,360
Contribution to workers' profit participation fund	(2,502)	(4,268)
Profit before taxation	50,046	81,092
Taxation	(15,343)	(26,558)
Profit after taxation	34,704	54,534
Earnings per share (EPS)	7.34	11.54

Note:

- 1) Revenue growth for the quarter was only 0.6% vs same period PY due to muted market growth in some key segments
- 2) Operating profit declined because of low topline growth during the quarter, though the company maintained its long term marketing investment strategy behind the key brands

Md. Nazmul Arefin
Company SecretarySourav Mitra
Chief Financial OfficerMahmuda Khanam
DirectorVishal Gupta
Managing DirectorAnupam Jain
Chairman



HEALTH ▸ HYGIENE ▸ HOME

STATEMENT OF CHANGES IN EQUITY (UNAUDITED)
FOR THE PERIOD ENDED 31 MARCH 2018

<u>Particulars</u>	<u>(Taka in thousand)</u>		
	<u>Share capital</u> <u>Taka</u>	<u>Retained earnings</u> <u>Taka</u>	<u>Total</u> <u>Taka</u>
Balance as at 1 January 2018	47,250	256,465	303,715
Profit for the quarter ended 31 March 2018	-	34,704	34,704
Balance as at 31 March 2018	47,250	278,264	325,514
Balance as at 1 January 2017	47,250	189,026	236,276
Profit for the quarter ended 31 March 2017	-	54,534	54,534
Balance as at 31 March 2017	47,250	243,560	290,810

Md. Nazmul Arefin
Company Secretary

Sourav Mitra
Chief Financial Officer

Mahmuda Khanam
Director

Vishal Gupta
Managing Director


Anupam Jain
Chairman




HEALTH ▸ HYGIENE ▸ HOME


CASHFLOW STATEMENT (UNAUDITED)
FOR THE PERIOD ENDED 31 MARCH 2018

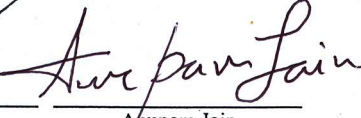
	(Taka in thousand)	
	For the Period from 1 January to 31 March 2018	For the Period from 1 January to 31 March 2017
Cash Flows from operating activities		
Receipts from customers	942,994	1,003,845
Payment to suppliers, employees and others	(867,596)	(943,294)
Cash generated from operating activities	75,399	60,551
Income taxes paid	(41,041)	(36,599)
Net cash from operating activities	34,358	23,952
Cash flows from investing activities		
Purchase of property, plant and equipment fixed assets	(19,735)	(85,435)
Income from investment during the period	2,572	2,427
Net cash used in investing activities	(17,163)	(83,008)
Cash flows from financing activities		
Dividend paid	-	-
Net cash used in financing activities	-	-
Net (decrease) increase in cash and cash equivalents	17,195	(59,056)
Cash and cash equivalents at 1 January 2018	714,327	769,394
Cash and cash equivalents at 31 March 2018	731,522	710,338


Md. Nazmul Arefin
Company Secretary


Sourav Mitra
Chief Financial Officer


Mahmuda Khanam
Director


Vishal Gupta
Managing Director


Anupam Jain
Chairman